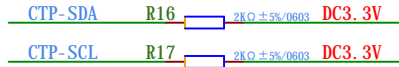


### 触摸屏IIC信号上拉电阻 Touch Panel IIC Signal Pull-up Resistor

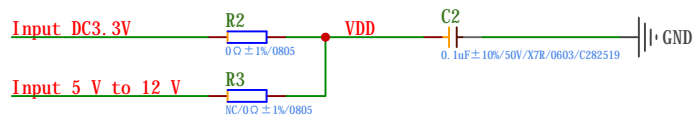


主控板上“SDA”，“SCL”信号必需要有上拉电阻时“R16”，“R17”，阻值推荐“2KΩ~4.7KΩ”  
SDA", "SCL" signals on the main control board must have a pull-up resistor "R16", "R17",  
resistance value recommended "2KΩ ~ 4.7KΩ".

### 复位信号参考电路 Reset Signal Reference Circuit




### 电源输入参考电路 Power Supply Input Reference Circuit




我司模块默认输入电源DC3.3V。如果需要输入电源DC 5V-12V, 请通知我们变更模块电路  
Our module default input power DC3.3V. If you need input power DC 5V-12V,  
Please inform us to change the module circuit.

### 4线串行接口(默认) 4-wire serial interface (Default)



需要使用 3线串行接口 时请与我们联系  
Please contact us if you need to  
use a 3-wire serial interface.



Title

鑫洪泰科技（广东）有限公司

Size

Number

HTM-H035A11-SPI-A05

Revision

V0

Date:

7/02/2024

Sheet of

File: E:\HOTHM\...\2023-SCH\_H035A11-SPI-A05\_V0 规格书参考电路图\_SchDoc